

LESSONS
IN
Engraver's Script
PENMANSHIP

Contain work for the
BEGINNER,
the AMATEUR,
and the
PROFESSIONAL
PENMAN.

Published by
C. W. JONES
224 MAIN ST.
BROCKTON, MASS.

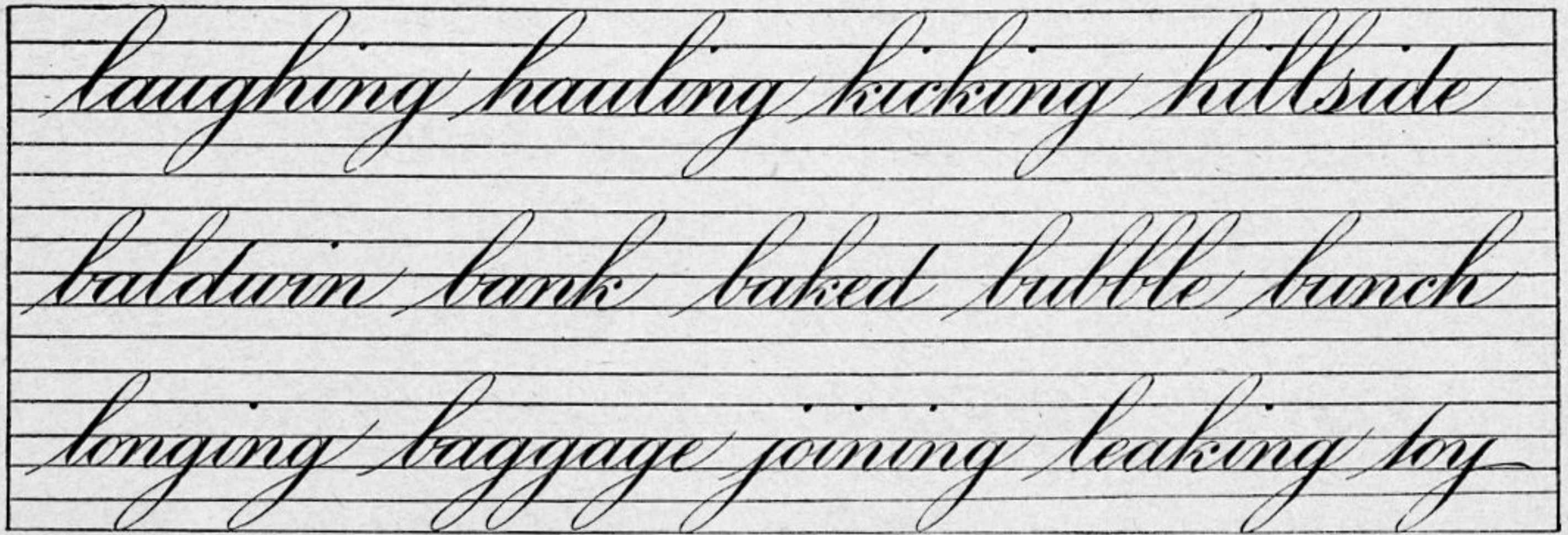


Plate 14. Make from 5 to 10 lines of each word, writing them one full space high for the short letters. Then make them the same size as the work given in the copy. In making your work smaller than for one full space high, it would be well to rule your paper as indicated in the plate.




Plate 15. Work on the three exercises found in this plate thoroughly and carefully, before taking up the words. Make the words one full space high and the same size as the copy. It would be well to make several lines of each word in both sizes. Careful, thoughtful practice will do much to improve your work. Keep in mind that it is impossible for you to write rapidly and do good engraver's script.

balloon labial bulluck bullion
barilla bubble knuckle blanch

Plate 16. Make five lines of each word in this plate, in both large and small sizes. The shaded stroke in the *l*, *b* and *k* can be made first. Then make the right side of the top of the letter afterwards.

barrack beckon bailor behavior
balance burial harbor hallow

Plate 17. Review this lesson carefully, and write from five to ten lines of each word, making them in their large form, also the same size given in the plate.




Plate 18. Practice the four exercises given in this plate thoroughly and carefully, making them both large and small. Notice carefully the slant on the *j* and *y* in this plate. You will notice we have given two styles of the small *p*. It would be well to practice both of them.

ppppp qqqq qqqqq qqqqqq
tontine dastard tourist tutor
distrust diction dedicate trait


Plate 19. In this plate we have given the *p* and *q* and the review words for *t* and *d*. Practice the top line thoroughly before taking up the words. It would be well to make about five lines of each word as indicated in the copy. Do not write fast, it matters not how perfect you can make the letters. Slow, exact work in this is required.

16

trapan pinion quart pursuit
daunt equator quaint tampion
piquet quaver quiver piquant

Plate 20. In this plate we are giving the practice words for the *t*, *p* and *q*. Work each word carefully as previously instructed, doing your best to imitate the copy, making them both large and small. Notice carefully the disjointed effect of each downward stroke, and get your work to look the same. It is not the amount of work you do, but the kind that counts in this writing.

17



*The Wealth of a nation
is measured by the business
capacity of its individual
citizens*

F. W. Martin

COPYRIGHTED 1914, BY
CHARLES W. JONES
BROCKTON, MASS.

LESSONS

IN

Introductory,
Intermediate,
and

Advanced

ENGROSSING

SCRIPT

A Teacher's Guide for use in Schools and Colleges,
Public and Private, where a useful style of En-
graver's Script is desired. Also for Penmen and Home
Learners.

EDITED AND PUBLISHED BY
C. W. JONES, AUTHOR
"American Method Business Writing"
224 MAIN ST., BROCKTON, MASS.




Plate 1. Place the paper in the proper writing position, using the finger movement for all work of this kind. This plate should be worked thoroughly, making the strokes as indicated in the copy. It would be well to try shading them a little heavier than indicated. Use an oblique penholder with the flexible pen.

2

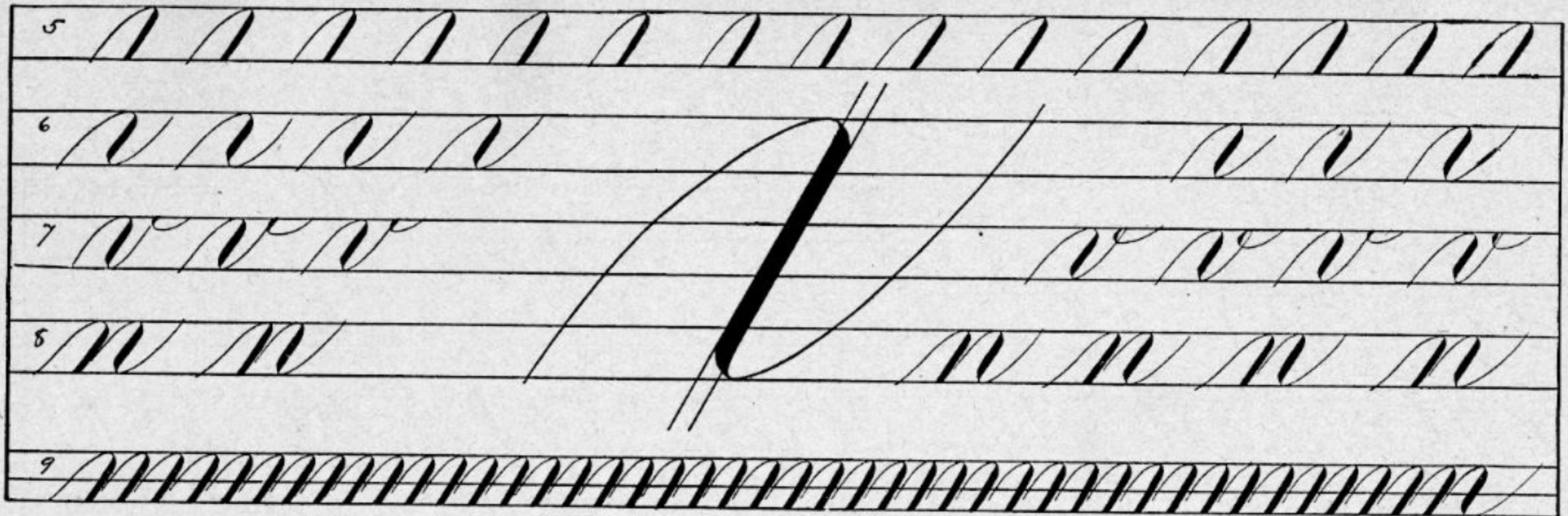


Plate 2. The top line of this plate shows the principle used in quite a number of the small letters. The second line shows the principle used in the small *v*. Number 7 gives the *v* finished two ways. Number 8 gives the *n*, showing how the principal strokes are disjoined. Work of this kind should be made very slowly at first. Practice all the copies in this plate thoroughly, making them all one full space high.

3




Plate 3. In this plate is given four movement exercises, including the *m*, *n*, *i* and *u*, four letters that require a great deal of practice in order to make them properly. Watch the turns at the top of the *m* and *n*, and try to get the *i* and *u* square at the top. This is done many times by touching it up after the letter is made.

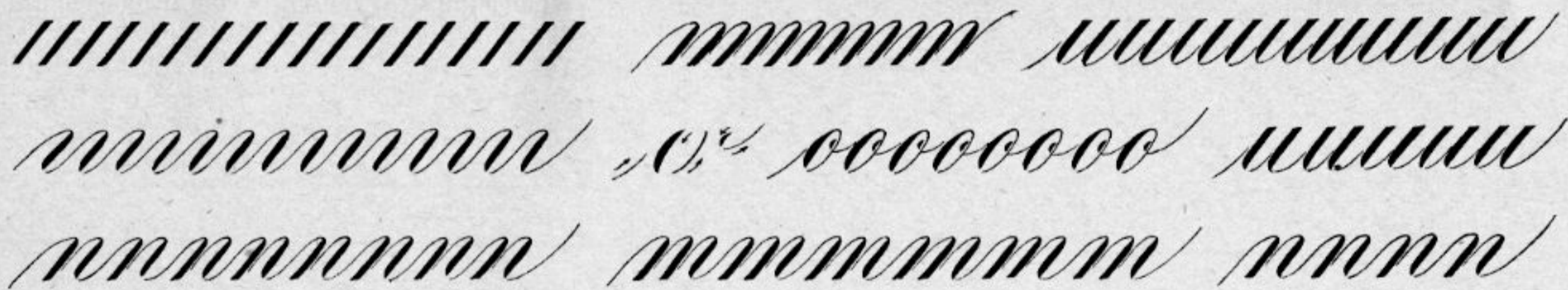


Plate 4. Review the exercises found in this plate, making them one full space high, being careful to lift the pen at the base line each time.

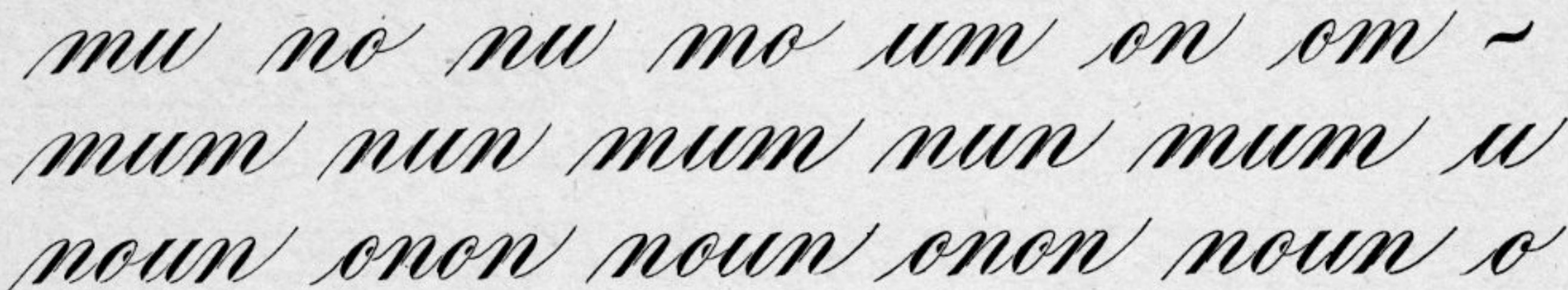


Plate 5. In this plate we have a few small words. Work on each one thoroughly, making them larger than indicated in the copy. Then try them the same size, keeping in mind that this work is not written at a rapid rate.




Plate 6. Work each of the letters given in this plate thoroughly, being careful to get your work as near like the copy as you possibly can, with the exception that you can make it larger than indicated.

6

seam cause common success
cannon scissors saviour wax

Plate 7. Make ten lines of each word in this lesson, keeping them one full space high. Then write five lines of each word the same size as the copy given. Notice carefully the disjoined effect of each letter and stop at the base line. The square effect of the letters at the top is made by touching them up afterwards.

union onion union onion onon
moon noon moon noon moon -

Plate 8. Work this lesson the same as Number 7, being careful to make the letters as near like the copy as you can. Make them both large and small. Slow, careful work is much desired in this kind of writing.

7




Plate 12. Work each of the exercises found in this plate thoroughly and carefully, making them one full space high, and the same size as given in the copy.




Plate 13. Work this plate the same as Number 12, making each of the exercises in their large form first, then make them the size of the work given in this plate.

Marion Neutral Original
Sandal Suasion Saguenay
Temporal Unequal Version
Zanzibar Zabulon Zealous

Plates 30 and 31. Work the two plates given on this page the same as previously instructed, being careful to do your very best work.

26

Authority is the main point in government
Bad books are the public fountains of vice
Charity should begin at home and end abroad
Do no hurt, where you can do no good

Plate 32. Work the four sentences given in this plate, making them in their large form and the same size as given in the copy. Work carefully and slowly, and try for perfect forms.

27

Even a child is known by his doings
Faithfully fulfill all promises
Gaining in our script writing
He who swims in sin must sink in sorrow

Plate 33. Work this plate the same as Number 32, being careful to get the formation of letters as near perfect as you possibly can. Slow, careful, exact work is the kind wanted for this style of writing.

28

Idleness has no advocate but many friends
Join our class in script writing
Knowledge is the treasure of the mind
Learn to do some one thing exceptionally well

Plate 34. Work this plate the same as previously instructed, remembering that it is not so much the matter of movement as it is form. Form and shading are the requirements necessary to become a good script writer.

29

Make provision for want in time of plenty.
Nothing is constant in this uncertain world.
Opportunities should be embraced.
Profit by the experience of those about you.

Plate 35. It might be well to practice each of the capital letters in this plate a while first. Then write each sentence a number of times in their large traced form. Then copy each one several times as indicated in the plate, doing your best to imitate the copy.

30

Quaint old city of Quebec.
Resolutions engrossed in album form.
Service is the basis of advancement in life.
Truth is the strongest band of human society.

Plate 36. Practice the *q*, *r*, *s* and *t* a while first, before taking up the sentences in their large traced form. Finish the work by writing from five to ten lines of each sentence, getting them as near the size of the copy as you possibly can.

31

Union of interests brings union of minds.

Vain in our work. Valuation.

Wisdom is knowledge kiln-dried.

X Y Z & \$ Boston

Plate 37. Practice each of the capitals given in this plate before writing the three sentences. Work on the sentences in their large and regular size as indicated in previous instructions, doing your best to get smooth, even work. The lessons in this book can be reviewed many, many times with good results. The more you practice this kind of work, the easier it becomes to execute.

formal flame fullform fashion
lllllllllll UUUUUU llllllll llllll
tttttttt llllllll tttttttt dddd

Plate 21. In this plate we have given a few of the easy exercises, showing the principal parts of the *t* and *d*, adding the practice of the small *l*, and the words to accompany it. Work each word carefully and thoroughly in both large and regular sizes.

dandelion dandelion dandelion dan
tuition tuition tuition tuition tuition
academic academic academic academ
sister sister sister sister sister sis
domain domain domain domain do

Plate 22. Work each word as indicated in the copy, having your paper ruled to suit the height that you want to make the letters. Work carefully and slowly, getting your letters as near perfect as you possibly can.

systematic systematic systematic
danger danger danger danger da
manners manners manners ma
saddler saddler saddler saddler

Plate 23. In this plate you will notice that the shading is a little heavier, which makes the work stand out and look a great deal better. Practice each word as previously instructed, making them both large and small. Try for smooth, even shades.

20

<i>Review</i>	<i>anna annum anni and</i>
	<i>one once ounce own our</i>
	<i>corn corn crew coon coarse care cause</i>
	<i>nure nure minimum manner minnow</i>
	<i>dana data dates dude dart drummer</i>
	<i>titter ton tune tower tincture torture</i>

Plate 24, Review all the words in this lesson, doing your best to get even, smooth shades. Make each word in its large and small sizes.

A B C D E F G H I J K L M
N O P Q R S T U V W X Y Z
1 2 3 4 5 a b c d e f g h i j k l m n o p q r s t u v w x y z 6 7 8 9 0

Plate 25. This alphabet of capitals, small letters and figures, is given as a model, and is undoubtedly the best and most perfect alphabet of this kind that has ever been written. After working the lessons using the capital letters, this alphabet could be taken up and worked through from *a* to *z*.

Antonia Bargain Cartoon
Duration Enactor Factionous

Plate 26. In this plate we give six words beginning with the capital letters. Work each word in its large traced form first, then practice them the same size as given in the copy, being careful to get your work as near perfect as you possibly can. The capital letters are made with the finger movement, and are executed slowly.

Gaspard Hunting Incur
Jackson Knowing Landry

Plate 27. Work the six words in this plate as previously instructed, doing your best to get the capital and small letters as near perfect as you can make them. Work for smooth shades, even spacings and height, and do not work rapidly.

24

Mansion Niagara Omega
Pluvial Quadrant Raucous

Plate 28. Work this plate the same as Number 27, trying for accuracy and not for movement. Careful work counts.

Tasmanic Unusual Ventail
Weasand Xenophon York

Plate 29. Work on this plate as previously instructed, doing your best to get smooth, even shades, and perfect letters.

25