




GOPPE'S

PLAIN & ORNAMENTAL STANDARD

ALPHABETS.



SET OF ALPHABETS  
Of all the various Hands in Modern Use  
With Examples in each Style,  
DESIGNED AS A TEXT BOOK,

By  
**FREDK S. CORLETT,**

NEW YORK.

*PUBLISHED* By *GEO. E. WOODWARD*

191 BROADWAY.

*Engraved by Korff Bro. 54 William St.*

# A SET OF ALPHABETS

*OF ALL THE VARIOUS HANDS OF MODERN USE.*

**With Examples in each Style.**

*ALSO, THE*

**Mechanical & Analytical Construction of Letters, Figures & Titles**

WITH DESIGNS FOR

*Titles, Ciphers, Monograms, Borders, Compasses, Flourishes, Etc.*

DESIGNED AS A TEXT-BOOK FOR THE USE OF DRAUGHTSMEN, CIVIL ENGINEERS, SURVEYORS, ARCHITECTS, ENGRAVERS, DESIGNERS, SIGN PAINTERS, SCHOOLS, Etc.

**Drawn and Arranged by Fred'k S. Copley.**

NEW YORK:

GEO. E. WOODWARD; ORANGE JUDD & CO., 245 BROADWAY.

ENGRAVED BY KORFF BROS., 54 WILLIAM STREET.

Entered according to Act of Congress in the year 1870, by

GEO. E. WOODWARD,

In the office of the Librarian of Congress, at Washington.

# CONTENTS.

Mechanical Method of Constructing Letters and Figures.		GOTHIC PRINT.	
	PAGE		PAGE
EGYPTIAN, - - - - -	1	OLD-ENGLISH. (15th and 16th Centuries,—German),	24
BLOCK (or Spurred Egyptian), - - - - -	2	OLD-ENGLISH. No. 2, - - - - -	25
ROMAN, - - - - -	3	GERMAN TEXT, - - - - -	26
ITALIC, - - - - -	4	ENGROSSING, - - - - -	27
<b>ANALYZED LETTERS.</b>		GERMAN PRINT, - - - - -	28
ANALYTICAL ROMAN. (Large), - - - - -	5	14TH CENTURY,—SMALL. (Westminster Abbey), - - - - -	29
ANALYTICAL AND VARIOUSLY SHADED ROMAN. (Small), - - - - -	6	15TH CENTURY. (From Henry VII. Chapel, Westminster)	30
ANALYZED AND FINISHED OLD-ENGLISH. (Small), - - - - -	7	16TH CENTURY. M. S., - - - - -	31
ANALYZED AND FINISHED GERMAN TEXT, - - - - -	8	16TH CENTURY,—SMALL, - - - - -	32
<b>ROMAN LETTERS.</b>		<b>NUMERALS.</b>	
EGYPTIAN, - - - - -	9	EXAMPLES OF ANCIENT NUMERALS, - - - - -	33
SPURRED EGYPTIAN, - - - - -	10	GREEK, HEBREW, AND ROMAN NUMERALS,	34
BLOCK, - - - - -	11	CIPHERS, - - - - -	35
TUSCAN, - - - - -	12	MONOGRAMS, - - - - -	36
ROMAN LETTERS, - - - - -	13	DESIGNS FOR FLOURISHING, - - - - -	37
SPURRED LETTERS, - - - - -	14	DESIGNS FOR FLOURISHING. No. 2,	38
SMALL SPURRED LETTERS AND FIGURES, - - - - -	15	<b>CONSTRUCTION OF TITLES</b>	
VARIOUSLY SHADED ROMAN PRINT, - - - - -	16	CONSTRUCTION OF TITLES. No. 1, - - - - -	39
PEARL LETTERS, - - - - -	17	CONSTRUCTION OF TITLES. No. 2,	40
VELVET LETTERS, - - - - -	18	DESIGNS FOR PORTIONS OF TITLES. (Scales),	41
ITALIAN PRINT, - - - - -	19	DESIGNS FOR MAPS AND PLANS,	42
ITALIC PRINT, - - - - -	20	EXAMPLES OF TITLES. (For Maps),	43
ITALIC PRINT, VARIOUSLY SHADED, - - - - -	21	EXAMPLES FOR PLANS, - - - - -	44
<b>WRITING.</b>		DESIGNS FOR COMPASSES, - - - - -	45
TEXT HAND, - - - - -	22	DESIGNS FOR BORDERS. - - - - -	46
ITALIAN, - - - - -	23	STENCIL PLATES. - - - - -	47

MECHANICAL METHOD OF CONSTRUCTING EGYPTIAN LETTERS AND FIGURES. I

A B C D E F G H I J K L M N

1 2 3 4 5 6 7 8 9 0.

O P Q R S T U V W X Y Z.

MECHANICAL METHOD OF CONSTRUCTING BLOCK LETTERS AND FIGURES .

1 2 3 4 5 1 2 3 4 5  
1 2 3 4 5 6 7 8 9 0 .

1 2 3 4 5 1 2 3 4 5  
A B C D E F G H I J K L

1 2 3 4 5 1 2 3 4 5  
M N O P Q R S T U V

1 2 3 4 5 1 2 3 4 5  
W X Y Z .

MECHANICAL METHOD OF CONSTRUCTING ROMAN LETTERS AND FIGURES .

A B C D E F G H I J K L M

N O P Q R S T U V W X Y Z

1 2 3 4 5 6 7 8 9 0 .

abcdefghijklmnopqrstuvwxyz.



## MECHANICAL METHOD OF CONSTRUCTING ITALIC LETTERS AND FIGURES.

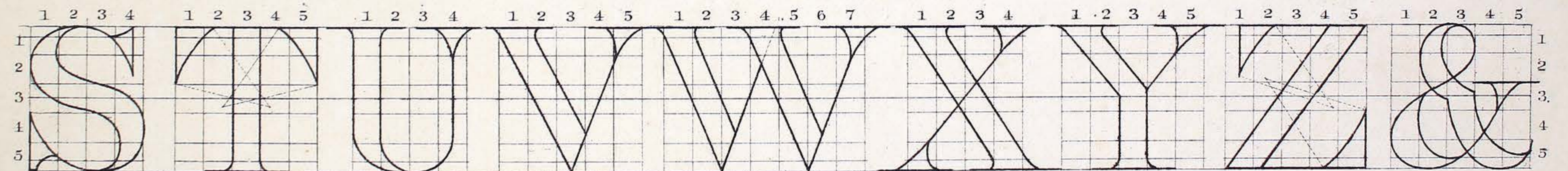
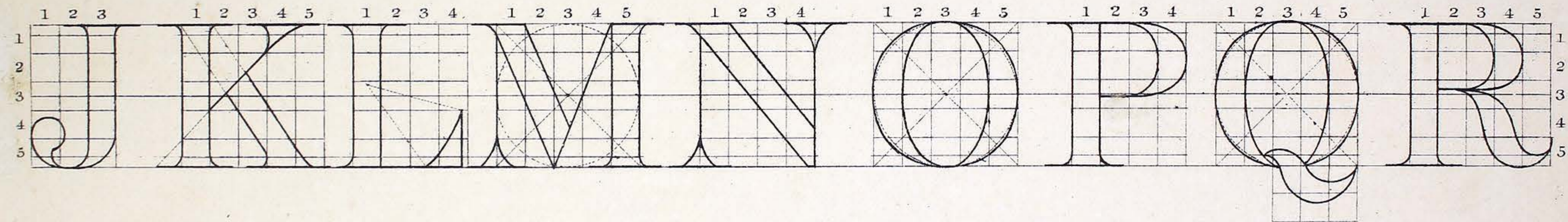
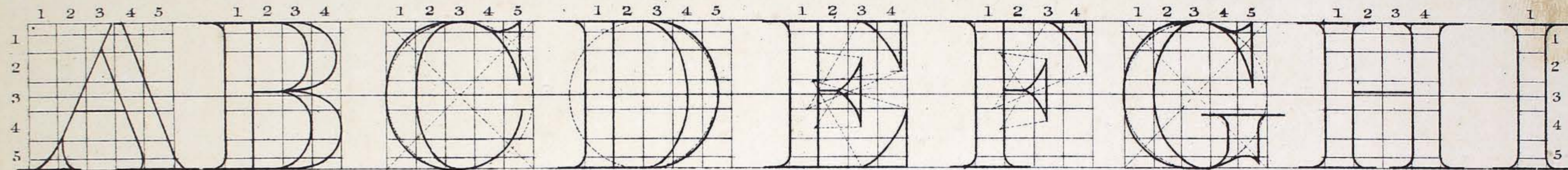
*A B C D E F G H I J K L M*

*N O P Q R S T U V W X Y Z*

*1 2 3 4 5 6 7 8 9 0.*

*abcdefghijklmnopqrstuvwxyz.*

ANALYTICAL ROMAN LARGE.



ROMAN SMALL, ANALYTICAL & VARIOUSLY SHADED.



OLD ENGLISH SMALL, ANALYZED.

a b c d e f g h i j  
 k l m n o p q r  
 s t u v w x y z

GERMAN TEXT, ANALYZED.

a a b c d e f g h i i  
k k l m n o p q r  
s s t u v w x y z

**A B C D E F G H I J K L M N**

**O P Q R S T U V W X Y Z &**

**a b c d e f g h i j k l m n o p q r**

**1 2 3 4 5 s t u v w x y z 6 7 8 9 0**

SPURRED EGYPTIAN.

A B C D E F G H I J

K L M N O P Q R S

T U V W X Y Z &

BLOCK.

A B C D E F G H I J K L M N

O P Q R S T U V W X Y Z &

a b c d e f g h i j k l m n o p q r

1 2 3 4 5 s t u v w x y z 6 7 8 9 0



TUSCAN.

A B C D E F G H I J K L M N

O P Q R S T U V W X Y Z &

a b c d e f g h i j k l m n o p q r

1 2 3 4 5 s t u v w x y z 6 7 8 9 0.

F. S. Copley, Del.

## FINISHED ROMAN LETTERS.

A B C D E F G H I  
J K L M N O P Q R  
S T U V W X Y Z &

FINISHED SPURRED LETTERS.

A B C D E F G H

I J K L M N O P Q R

S T U V W X Y Z

## SMALL SPURRED ROMAN LETTERS &amp; FIGURES.

a b c d e f g h i j k l m n o

p q r s t u v w x y z

1 2 3 4 5 6 7 8 9 0.

## ROMAN PRINT, VARIOUSLY SHADED.

A B C D E F G H I  
J K L M N O P Q R  
S T U V W X Y Z &

PEARL LETTERS.

17

A B C D E F G H I J

K L M N O P Q R S

T U V W X Y Z &

VELVET LETTERS.

A B C D E F G H I  
J K L M N O P Q R  
S T U V W X Y Z &

A B C D E F G H I J K L M

N O P Q R S T U V W X Y Z

a b c d e f g h i j k l m n o p q r s

1 2 3 4 5 t u v w x y z 6 7 8 9 0



*A B C D E F G H I J K L M*  
*N O P Q R S T U V W X Y Z &*  
*abcdefghijklmnopqrstuvwxyz.*  
*1 2 3 4 5 6 7 8 9 0.*

ITALIC PRINT, VARIOUSLY SHADED.

*Centre* A B C D E F G H I J K L M *Line*

*Centre* N O P Q R S T U V W X Y Z *Line*

*abcdefghijklmnopqrstuvwxyz.*

A B C D E F G H I  
J K L M N O P Q R  
S T U V W X Y Z &  
abcdefghijklmnopqrstuvwxyz  
1234567890

A B C D E F G H I  
J K L M N O P Q R  
S T U V W X Y Z &  
abcdefghijklmnopqrstuvwxyz  
123567890.

A B C D E F G H I K

L M N O P Q R S T

U V W X Y Z &.

abcdefghijklmnopqrstuvwxyꝛ

1234567890.

A B C D E F G H I K  
L M N O P Q R S T  
U V W X Y Z &  
a b c d e f g h i j k l m n o p q r s t u v w x y z

GERMAN TEXT.

A B C D E F G H  
 I K L M N O P Q R  
 S T U V W X Y Z

abcdefghijklmnopqrstuvwxyz

1234567890,

*F. S. Copley, Del.*

Aa Bb Cc Dd Ee Ff Gg Hh Ii  
Jj Kk Ll Mm Nn Oo Pp Qq  
Rr Ss Tt Uu Vv Xx Yy Zz.  
1 2 3 4 5 6 7 8 9 0.



A B C D E F G H I K  
L M N O P Q R S T U  
1 2 3 4 5 V W X Y Z 6 7 8 9 0  
a b c d e f g h i j k l m n o p q r s t u v w x y z

14<sup>TH</sup> CENTURY SMALL (1400)

RICHARD THE SECOND TOMB, WESTMINSTER ABBEY.

abcdefghijklmnopqr  
stvwxyz.

15<sup>TH</sup> CENTURY. (1500)

30

HENRY VII<sup>THS</sup> CHAPEL WESTMINSTER.

A B C D E F G H I K L M N

O P Q R S T U V W X Y Z

a b c d e f g h i k l m n o p q r s t u v w x y z

I + II + III + IV + V + VI + VII + VIII + IX + X +

𐌰 𐌱 𐌲 𐌳 𐌴 𐌵 𐌶 𐌷 𐌸 𐌹 𐌺

𐌻 𐌼 𐌽 𐌾 𐌿 𐍀 𐍁 𐍂 𐍃 𐍄

𐍅 𐍆 𐍇 𐍈 𐍉 𐍊

shrd r L G H i k l m

no p q r s t u v w x y z

EXAMPLES OF ANCIENT NUMERALS.

12TH CENTURY.

1234567890

13TH CENTURY.

1234567890

14TH CENTURY.

1234567890

1234567890

15TH CENTURY.

123456789

1553.

1234567890

16TH CENTURY.

1234567890

1617 1675

GREEK.

Α α . Β β . Γ γ . Δ δ . Ε ε . Ζ ζ . Η η . Θ θ . Ι ι . Κ κ . Λ λ . Μ μ . Ν ν .  
*Alpha. Beta. Gamma. Delta. Epsilon. Zeta. Eta. Theta. Iota. Kappa. Lambda. Mu. Nu.*

Ξ ξ . Ο ο . Π π . Ρ ρ . Σ σ ς . Τ τ . Υ υ . Φ φ . Χ χ . Ψ ψ . Ω ω .  
*Xi. Omicron. Pi. Rho. Sigma. Tau. Upsilon. Phi. Chi. Psi. Omega.*

HEBREW.

א ב ג ד ה ו ז ח ט י כ ל מ נ ס ע פ ד צ ק ר ש ת  
 TS SH R K TZ P CN S N M L CH Y T HH Z V H D G B A

א ב ג ד ה ו ז ח ט י  
 10 9 8 7 6 5 4 3 2 1

Roman Numerals.

I II III IV V VI VII VIII IX X XV XX XXX XL L LX LXX LXXX XC C D M  
 1 2 3 4 5 6 7 8 9 10 15 20 30 40 50 60 70 80 90 100 500 1000

F. S. Copley del.

CIPHERS.

BC DEF IJL



KLMNOP

QRS TU VWX

F. S. Copley. Del.




MONOGRAMS.



A.D. 1870.


Charlemagne

Standard of Constantine  
Christ's Monogram

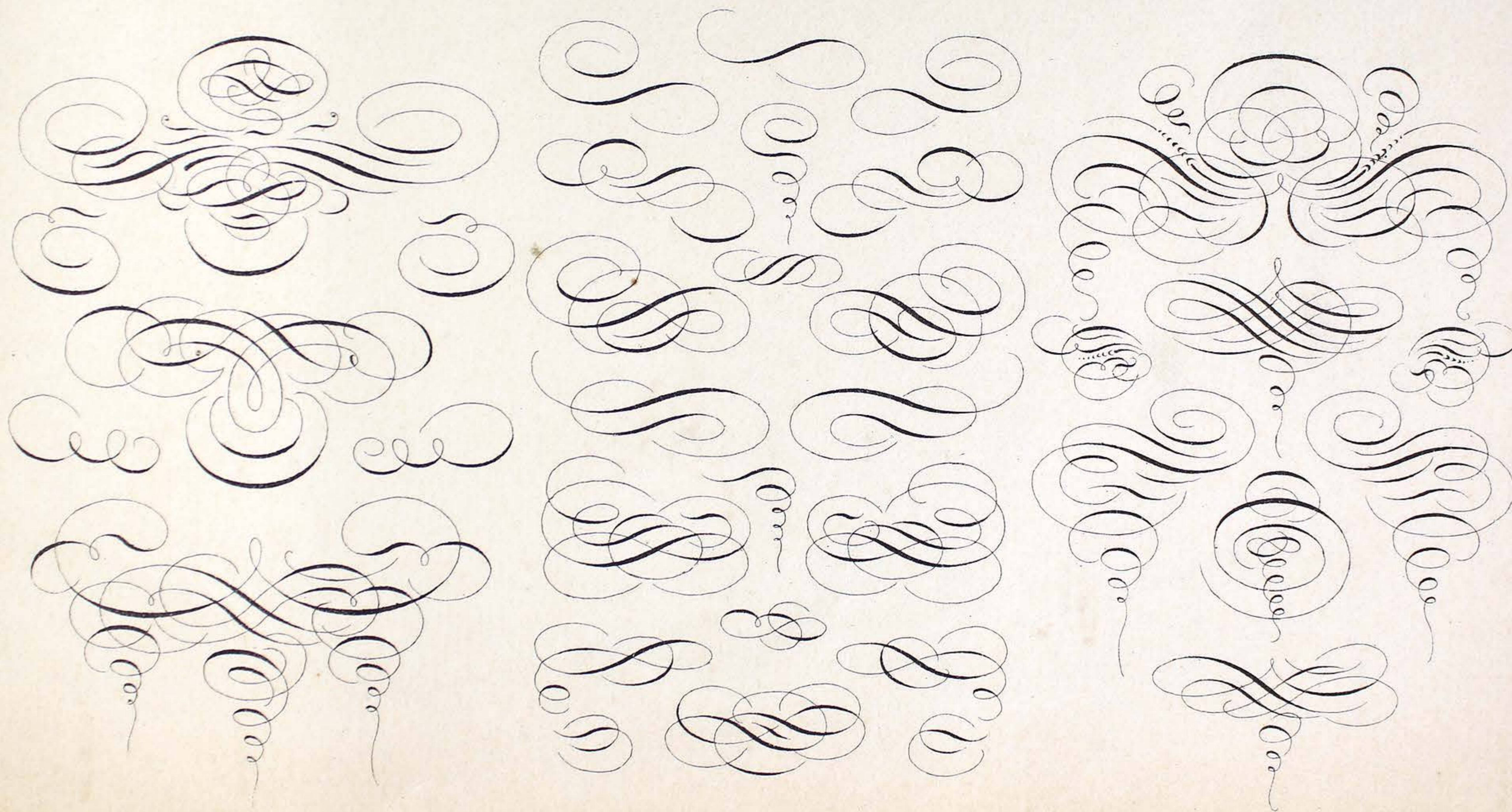


F. S. Copley, Del.

DESIGNS FOR FLOURISHING.



DESIGNS FOR FLOURISHING.



CONSTRUCTION OF TITLES.

THE TRUE METHOD of forming TITLES FOR MAPS, PLANS, &c.

Showing the necessity for construction lines &c.

N<sup>o</sup>. 1.

Original Title

Model or Trial Title

Fig. 1.

Plan of the  
Suez Canal  
from the  
Mediterranean to the Red Sea  
by  
Ferd<sup>d</sup> D<sup>e</sup> Lesseps  
1870

1<sup>st</sup> Line  
11 Letters

N. n. of . the

2<sup>nd</sup> " 10 "

S . . Z . C . . L

3<sup>rd</sup> " 8 "

M

From the

4<sup>th</sup> " 28 "

N. TO. THE. RED. SEA

5<sup>th</sup> " 2 "

BY

6<sup>th</sup> " 15 "

F. . D<sup>p</sup> . D<sup>e</sup> L . . . . S


7<sup>th</sup> " 4 "

1870

F. S. Copley, Del.

CONSTRUCTION OF TITLES.

N<sup>o</sup> 2.

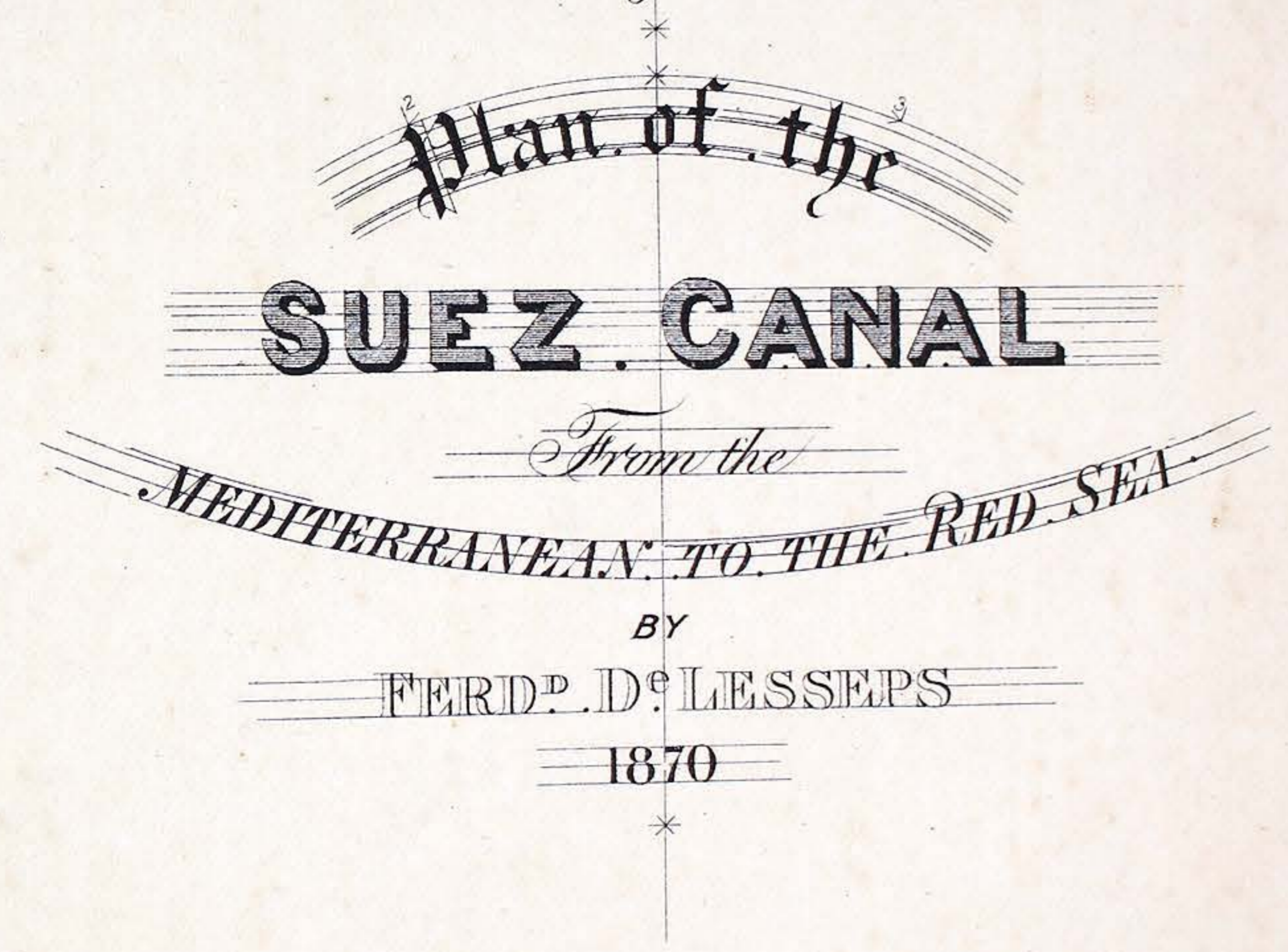
NOTE. The Lines drawn thus  represent the construction lines; these Lines should be drawn in Pencil and rubbed out when the Title is finished.

The Letter I. occupying  $\frac{2}{3}$ <sup>ths</sup> less space and the Letters M & W  $\frac{1}{3}$ <sup>rd</sup> more than any other Letter will necessarily throw the middle Letter of a line out of the centre.

WYOMING




F. S. Copley, Del.

Fig. 2



Plan of the  
**SUEZ CANAL**  
 From the  
 MEDITERRANEAN TO THE RED SEA  
 BY  
 FERD. D<sup>e</sup> LESSEPS  
 1870

DESIGNS FOR PORTIONS OF TITLES  
FOR MAPS & PLANS.



F. S. Copley. del.


DESIGNS FOR PORTIONS OF TITLES.  
FOR MAPS & PLANS.

*Plan* Section  
OF AN *Map*  
ESTIMATE  
*or*  
RAILWAY  
*In the County of*  
WASHINGTON  
SURVEYED

*Plan*  
OF THE TOWN OF  
FRANKLIN  
FULTON COUNTY  
*Showing the Proposed Extension of the Road  
Through that Part of the*

F. S. Copley. del.

EXAMPLES OF TITLES.


  
 MAP OF  
*BROADWAY & STREETS*  
 FOR SALE  
 AT  
 Rutherford Park N.J.  
 LYING NEAR THE DEPOTS  
 Delaware Lackawanna & Western Railroad,  
 of the  
 and the *ERIE RAILWAY*. 30 Minutes from  
 NEW YORK.

*F. S. Copley. Del.*

MAP  
 OF  
**VILLA SITES**  
 OFFERED FOR SALE  
 by the  
 Rutherford Heights Association  
*RUTHERFURD PARK*  
*N.J.*



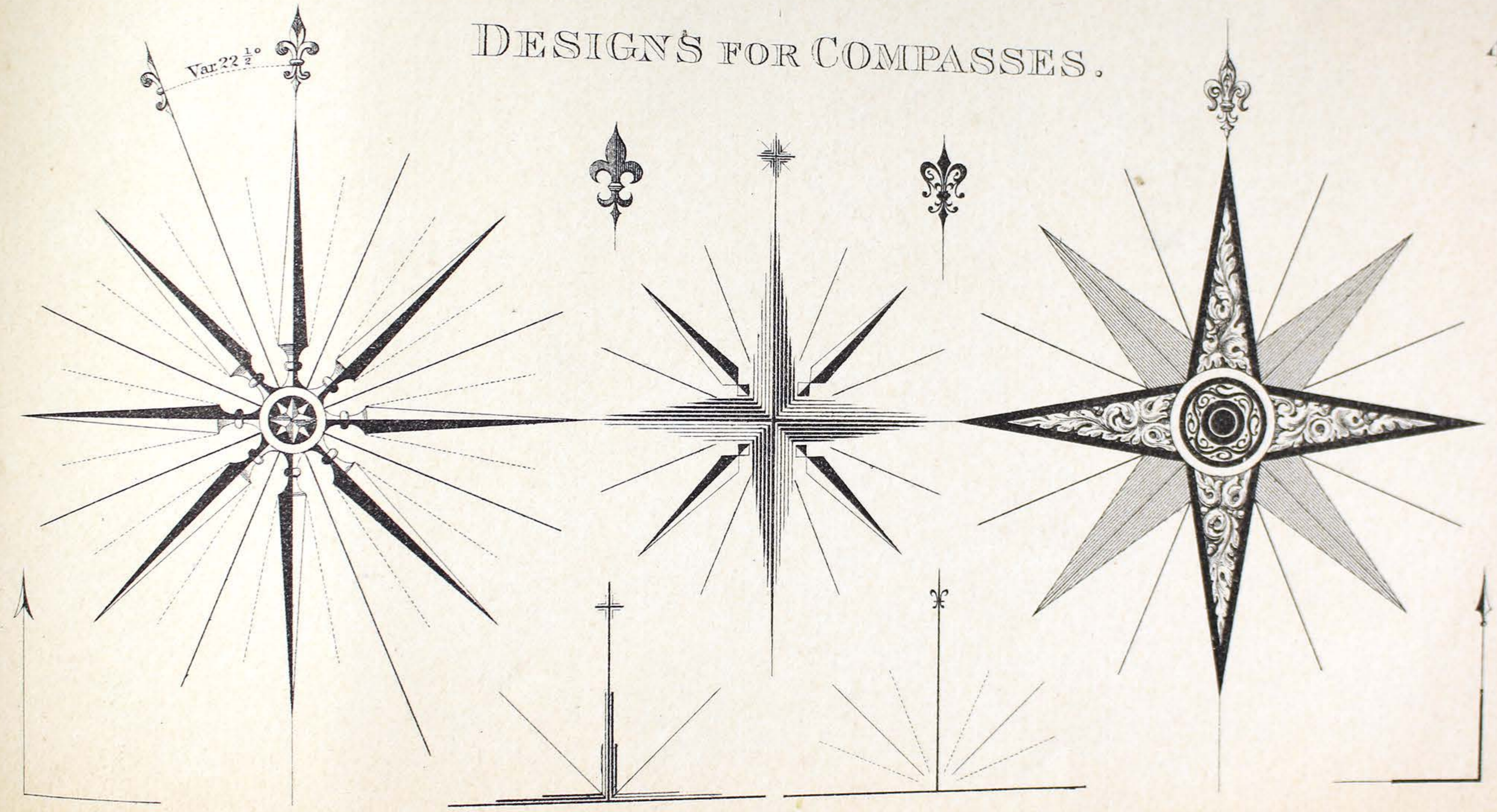
EXAMPLES OF TITLES.

PLAN OF THE  
DEPOT GROUNDS AND  
Approaches to the  
RUTHERFURD PARK STATION  
on the  
Delaware Lackawanna & Western  
RAILROAD

F. S. Cooper, Del.

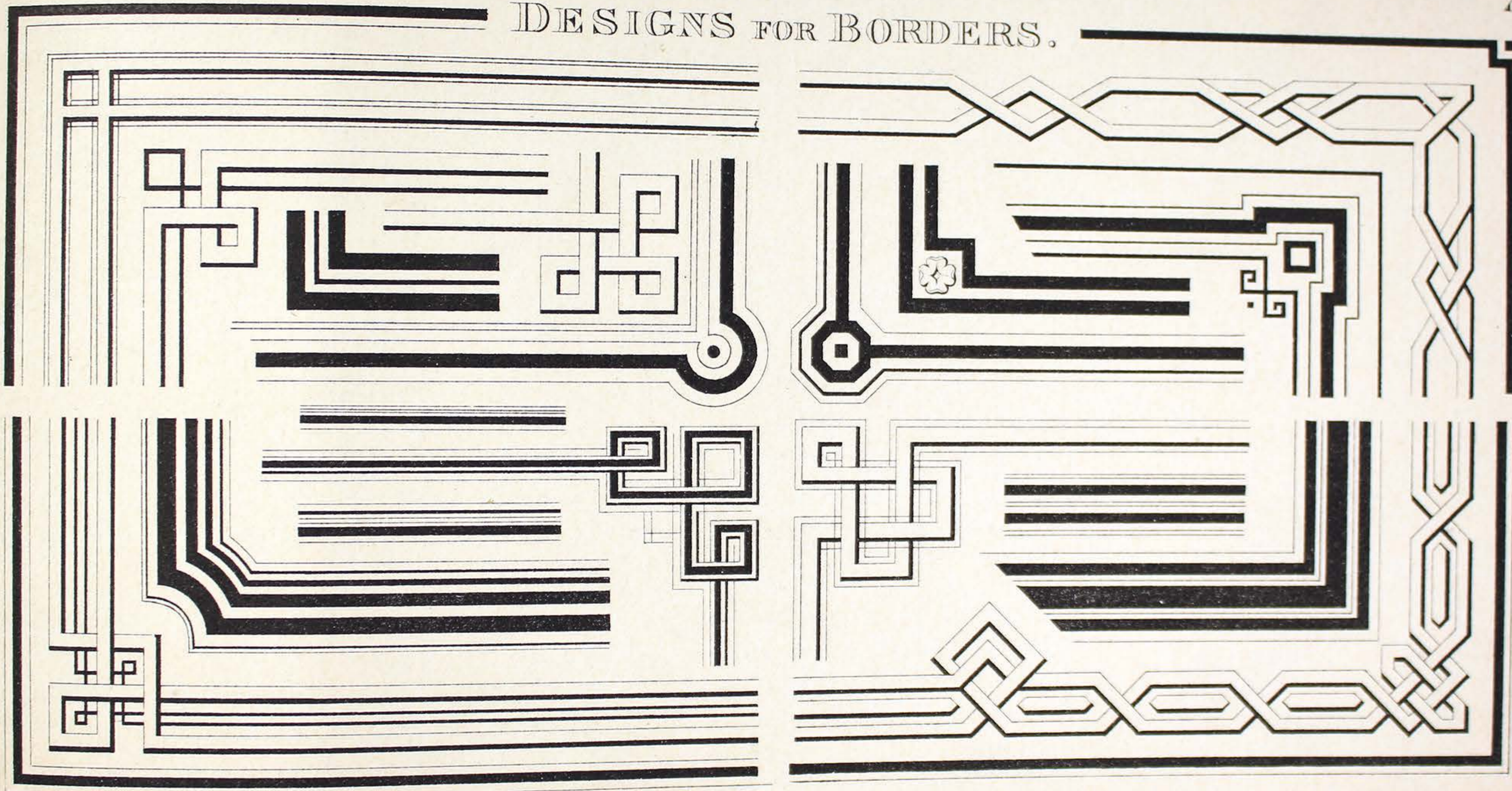
Plan of  
DEPOT GROUNDS  
AT SANTIAGO PARK STATION  
On the Erie Railway  
AT  
Rutherford Park  
N. J.

DESIGNS FOR COMPASSES.



F. S. Copley. del.

DESIGNS FOR BORDERS.



F. S. Copley. del.

# STENCIL PLATES.

*Showing the Method of using them.*

Fig 5.

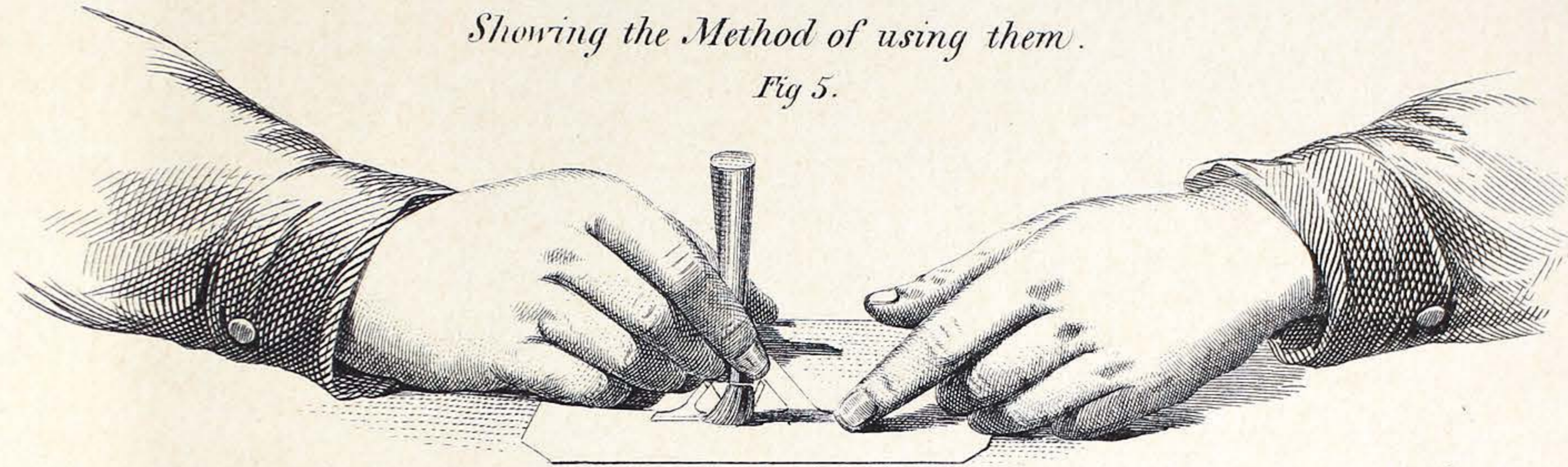



Fig 1.



*Stencil Plate.*

Fig 2.  
*Impression from*



*Stencil Plate.*



*Stencil Plate  
Brush.*

Fig 4.

